

Lighting

Linear luminaire For fluorescent lamps

GRP

6001/542-9510-15-131 Art. No. 220903



- Can be used in Zone 1, 2, 21 and 22
- Extremely robust: Impact strength rating of IK10

WebCode 6001A



The 6001 EXLUX luminaire is suited to normal lighting applications in almost any facility. In no time at all and with very little effort, using the accessories it can be fitted to the wall, ceiling or a pole, or alternatively, it can be suspended. The practical central lock has a safety switch that disconnects the power supply at all poles when the plastic enclosure is opened. Lightweight yet strong: The high-quality workmanship makes this luminaire robust and minimises maintenance requirements.

Technical Data

Explosion Protection

Application range (zones)	1 2 21 22
IECEX gas certificate	IECEX PTB 13.0003
IECEX gas explosion protection	Ex db eb IIC T4 Gb
IECEX dust certificate	IECEX PTB 13.0003
IECEX dust explosion protection	Ex tb IIIC T80 °C Db
ATEX gas certificate	PTB 13 ATEX 2004
ATEX gas explosion protection	Ex II 2 G Ex db eb IIC T4 Gb
ATEX dust certificate	PTB 13 ATEX 2004
ATEX dust explosion protection	Ex II 2 D Ex tb IIIC T80 °C Db
EAC certificate	EAEU RU C-DE.HA91.B.00060/19
EAC gas explosion protection	Ex 1 Ex d e IIC T4 Gb
EAC dust explosion protection	Ex tb IIIC T80°C Db
Certificates	ATEX (PTB), Brazil (ULB), China (CQST), IECEX (PTB), India (PESO), Polen (CNBOP), Taiwan (ITRI)
Ship approval	BVIS, DNV GL

Electrical Data

Ex version	Yes
Rated operational voltage AC	220 – 240 V
Rated operational voltage DC	220 – 240 V
Frequency range	50 – 60 Hz

Lighting Data

Number of lamps	2
Lamp wattage	36 W

Lighting

Linear luminaire For fluorescent lamps

GRP

6001/542-9510-15-131 Art. No. 220903



Lighting Data

Lamp	G13 lamp base
Luminaire efficacy	0 lm/W
Luminous flux	0 lm
Colour temperature	0 K

Ambient Conditions

Ambient temperature	-30 °C ... +50 °C Note: Through wiring max. 3x16 A -30 °C ... +55 °C Note: Through wiring 2 max. 3x10 A
---------------------	--

Mechanical Data

Version	Standard
Degree of protection IP (IEC 60598)	IP66/IP67
Protection class	I (with inner PE connection)
Enclosure material	Polyester resin, Glass fibre reinforced
Sealing material	Silicone
Silicon free	Contains silicone
Material translucent cover	Polycarbonate
Installed terminal strip	PE + N + L1 + L2 + L3
Connection terminals solid max.	6 mm ²
Connection terminals finely-stranded max.	4 mm ²
Lighting lock	Central lock , For box spanner actuation
Type of connection cable	Finely stranded Solid
Design size	4
Width	184 mm
Height	125 mm
Length	1310 mm
Impact strength (IK code)	IK10 (IEC 62262)
Enclosure colour	Light grey (RAL 7035)
Weight	6.75 kg
Weight	14.88 lb
Disconnection of the luminaire	Yes

Components

Threaded plate	2x plastic
Ballast	6042/243-21
Through wiring	With 5 conductors 2.5 mm ²
Drilled holes	3 x M25
Cable entries	2 x M25 Ø 7 – 17 mm
Material cable gland	Polyamide, black
Stopping plug	2 x M25 x 1.5
Stopping plug material	Polyamide, black
Material cable gland	Polyamide, black
Accessories	Provided

Lighting

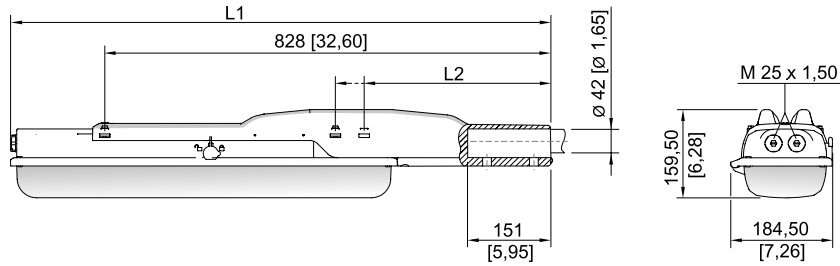
Linear luminaire For fluorescent lamps

GRP

6001/542-9510-15-131 Art. No. 220903



Dimensional Drawings (All Dimensions in mm [inches]) – Subject to Alterations



With pole mounting sleeve

Size 2:

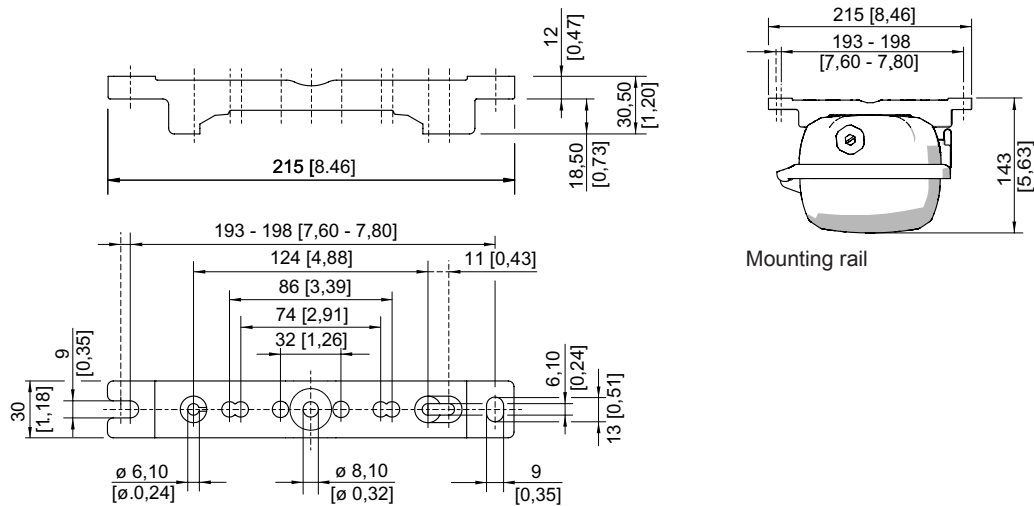
L1 = 978 mm [38.50]

L2 = 390 mm [15.35]

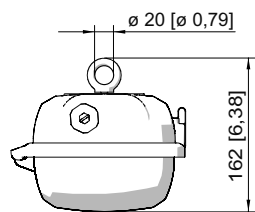
Size 4:

L1 = 1587 mm [62.48]

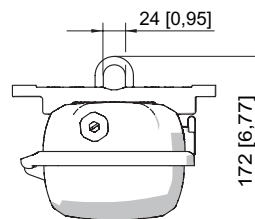
L2 = 338 mm [13.31]



Mounting rail



Ring bolt fitted in insert nut of the luminaire



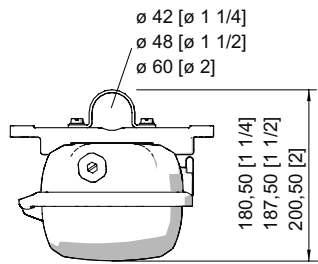
Mounting bracket fitted in mounting rail

Lighting

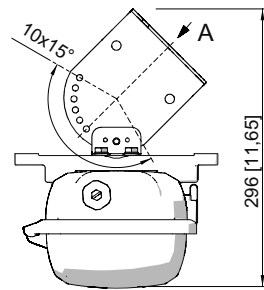
Linear luminaire For fluorescent lamps

GRP

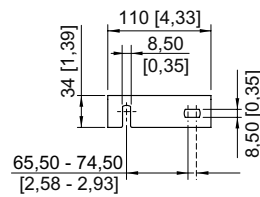
6001/542-9510-15-131 Art. No. 220903



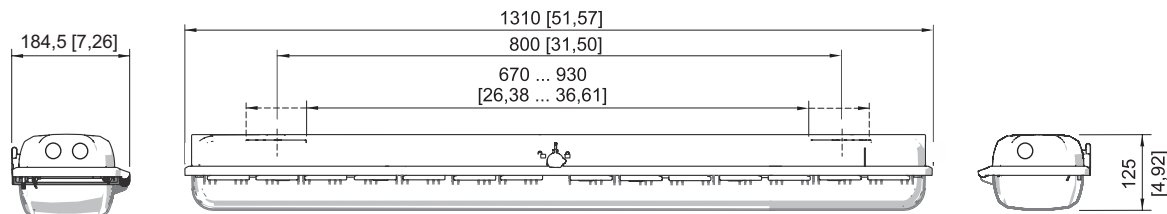
Pipe clamp fitted in mounting rail



A



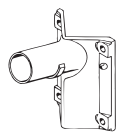
Wall mounting bracket fitted in mounting rail



Size 4

Accessories and Spare Parts

Bracket for wall mounting with tube

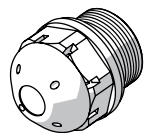


for side entry lamp; with tube, length 400 mm, Ø 42 mm

Art. No.

108947

Breather



Thread: M25 x 1.5; 1 pc; for installation in lights; in moulded material; without counter nut

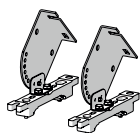
Art. No.

138573

Thread: M25 x 1.5; 20 pc; for installation in lights; in moulded material; without counter nut

138576

Ceiling and wall mounting bracket

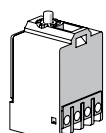


mounted on a mounting rail for a variable mounting distance; Material: stainless steel; Lamp can be swiveled in steps of 15°; 1 pair

Art. No.

222827

Contact element



8080/1-3-L 2 NC contact element

Art. No.

132527

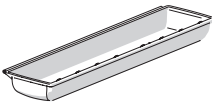
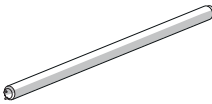
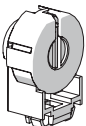
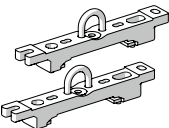
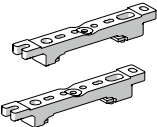
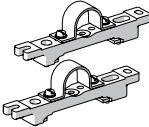
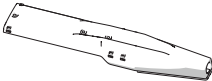

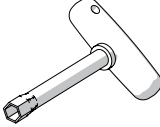
Lighting

Linear luminaire For fluorescent lamps

GRP

6001/542-9510-15-131 Art. No. 220903



		Art. No.
Cover		
	for luminaire size 4	222428
Fluorescent lamp		
	36 W, 3350 lm	108951
Lamp holder		
	G13 Ex e lamp holder for light fittings with T8 fluorescent lamps for use in Zone 1	117252
Mounting bracket		
	mounting clamp mounted on a mounting rail for a variable mounting distance; 1 pair	222456
Mounting rail		
	for a variable mounting distance; 1 pair	222826
Pipe clamp		
	R 1 1/2"; with mounting rail for a variable mounting distance; Material: stainless steel; 1 pair	222459
	R 1 1/4"; with mounting rail for a variable mounting distance; Material: stainless steel; 1 pair	222458
	R 2"; with mounting rail for a variable mounting distance; Material: stainless steel; 1 pair	222460
Pole mounting sleeve		
	for the subsequent mounting on lights size 2 and size 4, completely with assembly parts (for pipe diameter 42 mm)	227512
Ring bolt		
	M8, direct mounting in insert nuts; 1 pair	115736
Socket key		
	M8 / wrench size 13; to open/close the central locking	222430

Lighting

Linear luminaire For fluorescent lamps

GRP

6001/542-9510-15-131 Art. No. 220903



We reserve the right to make alterations to the technical data, dimensions, weights, designs and products available without notice. The illustrations cannot be considered binding.